



Board of Behavioral Sciences



1625 North Market Blvd., Suite S-200
Sacramento, CA 95834
(916) 574-7830
www.bbs.ca.gov

Gavin Newsom, Governor
State of California

Business, Consumer Services and Housing Agency
Department of Consumer Affairs

POLICY & ADVOCACY COMMITTEE Meeting Notice and Agenda

**January 21, 2022
9:00 a.m.**

While the Board intends to webcast this meeting, it may not be possible to webcast the entire meeting due to technical difficulties or limitations on resources. If you wish to participate or to have a guaranteed opportunity to observe, please plan to participate by the options listed below.

IMPORTANT NOTICES TO THE PUBLIC

Pursuant to the provisions of Government Code section 11133, neither a public location nor teleconference locations are provided.

The Board of Behavioral Sciences will hold a public meeting via Webex platform.

INSTRUCTIONS FOR PARTICIPATION

Please see the instructions attached to observe and participate in the meeting using Webex.

Members of the public may, but are not obligated, to provide their names or personal information as a condition of observing or participating in the meeting. When signing into the Webex platform, participants may be asked for their name and email address. Participants who choose not to provide their names will be required to provide a unique identifier such as their initials or another alternative, so that the meeting moderator can identify individuals who wish to make public comment; participants who choose not to provide their email address may utilize a fictitious email address in the following sample format: XXXXX@mailinator.com.

For all those who wish to participate or observe the meeting, please click the following link: <https://dca-meetings.webex.com/dca-meetings/j.php?MTID=mdb44de3624e1a873bda7f7f0410a4452>

If joining by the link above

Event number: 2494 939 8653

Event password: BBS01212022

If joining by phone

+1-415-655-0001 US Toll

Access code: 249 493 98653

Passcode: 22701212

Public comments will be limited to two minutes unless, in the discretion of the Board, circumstances require a shorter period. Members of the public will not be permitted to “yield” their allotted time to other members of the public to make comments.

AGENDA

- I. Call to Order and Establishment of Quorum
- II. Introductions*
- III. Consent Calendar
 - a. Discussion and Possible Approval of August 6, 2021 Committee Meeting Minutes
 - b. Discussion and Possible Approval of October 20, 2021 Committee Meeting Minutes
- IV. Discussion and Possible Recommendation Regarding the Practices of Life Coaching and Pastoral Counseling
- V. Presentation on Request to Add Coursework in Parent Alienation to the Educational Requirements for Licensure by Ron Berglas
- VI. Update on Board-Sponsored and Monitored Legislation
 - a. Assembly Bill 29 (Cooper) State Bodies: Meetings
 - b. Assembly Bill 646 (Low) Department of Consumer Affairs: Boards: Expunged Convictions
 - c. Assembly Bill 988 (Bauer-Kahan) Mental Health: 988 Crisis Hotline
 - d. Board Supervision via Videoconference Bill Proposal
 - e. Board Continuing Education Bill Proposal
 - f. Board Omnibus Bill Proposal
- VII. Update on Board Rulemaking Proposals
- VIII. Public Comment for Items not on the Agenda

Note: The Board may not discuss or take action on any matter raised during this public comment section, except to decide whether to place the matter on the agenda of a future meeting. [Gov. Code §§11125, 1125.7(a)]
- IX. Suggestions for Future Agenda Items
- X. Adjournment

**Introductions are voluntary for members of the public.*

Public Comment on items of discussion will be taken during each item. Time limitations will be determined by the Chairperson. Times and order of items are approximate and subject to change. Action may be taken on any item listed on the Agenda.

This agenda as well as Board meeting minutes can be found on the Board of Behavioral Sciences website at www.bbs.ca.gov.

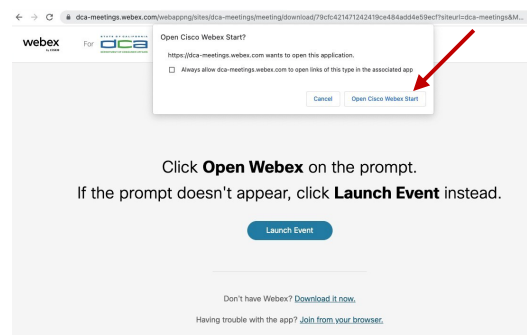
NOTICE: The meeting is accessible to persons with disabilities. A person who needs a disability-related accommodation or modification in order to participate in the meeting may make a request by contacting Christina Kitamura at christina.kitamura@dca.ca.gov or send a written request to Board of Behavioral Sciences, 1625 N. Market Blvd., Suite S-200, Sacramento, CA 95834. Providing your request at least five (5) business days before the meeting will help ensure availability of the requested accommodation.

If joining using the meeting link

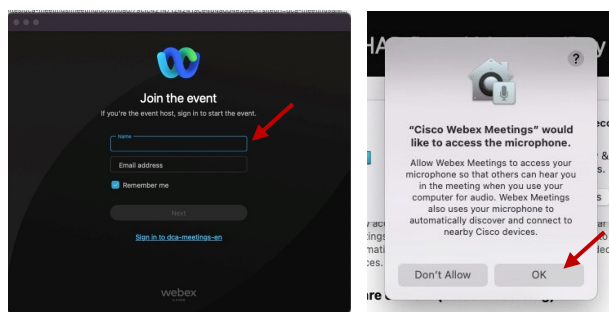
1 Click on the meeting link. This can be found in the meeting notice you received.

2 If you have not previously used Webex on your device, your web browser may ask if you want to open Webex. Click “Open Cisco Webex Start” or “Open Webex”, whichever option is presented.

DO NOT click “Join from your browser”, as you will not be able to participate during the meeting.



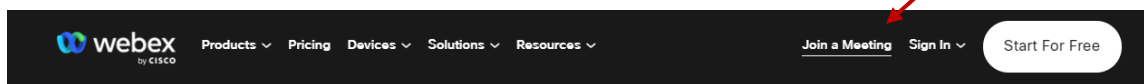
3 Enter your name and email address. Click “Join as a guest”. Accept any request for permission to use your microphone and/or camera.



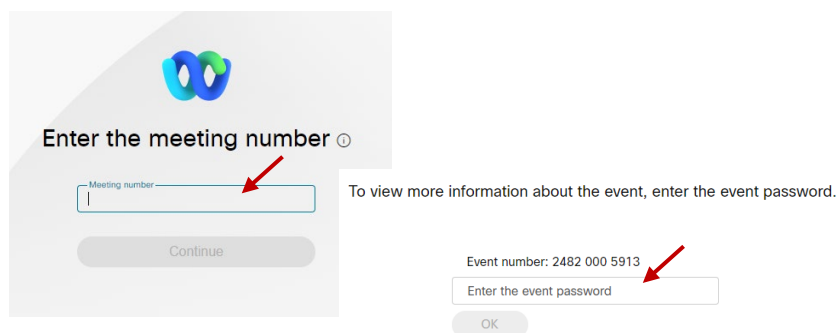
OR

If joining from Webex.com

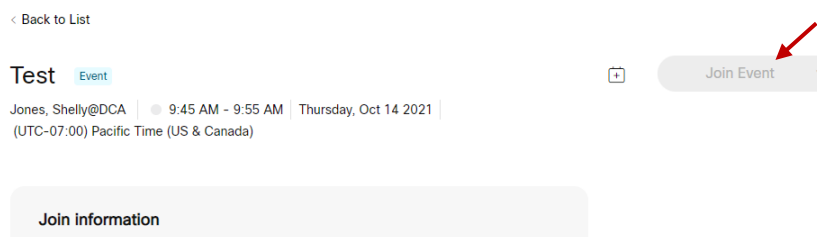
1 Click on “Join a Meeting” at the top of the Webex window.



2 Enter the meeting/event number and click “Continue”. Enter the event password and click “OK”. This can be found in the meeting notice you received.



3 The meeting information will be displayed. Click “Join Event”.



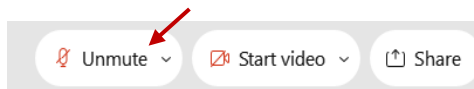
OR

Connect via telephone:

You may also join the meeting by calling in using the phone number, access code, and passcode provided in the meeting notice.

Microphone

Microphone control (mute/unmute button) is located on the command row.

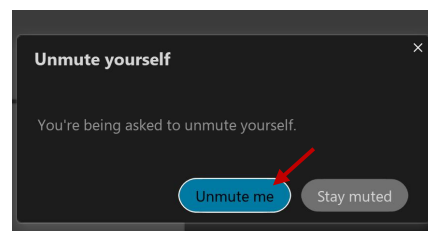


Green microphone = Unmuted: People in the meeting can hear you.



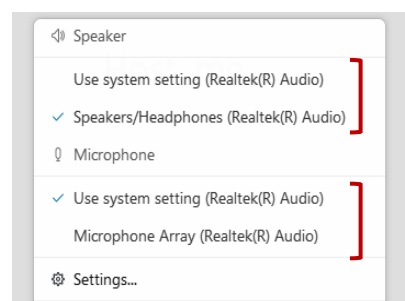
Red microphone = Muted: No one in the meeting can hear you.

Note: Only panelists can mute/unmute their own microphones. Attendees will remain muted unless the moderator enables their microphone at which time the attendee will be provided the ability to unmute their microphone by clicking on “Unmute Me”.



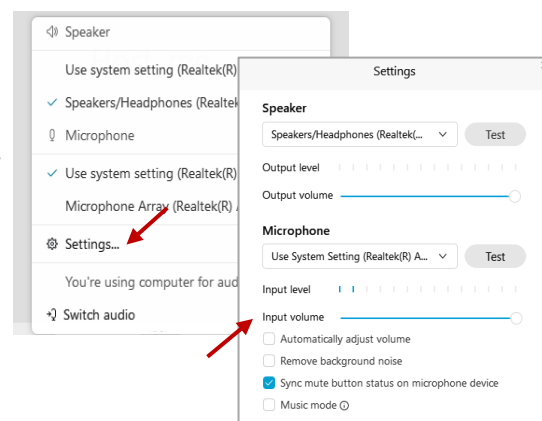
If you cannot hear or be heard

- 1 Click on the bottom facing arrow located on the Mute/Unmute button.
- 2 From the pop-up window, select a different:
 - Microphone option if participants can't hear you.
 - Speaker option if you can't hear participants.



If your microphone volume is too low or too high

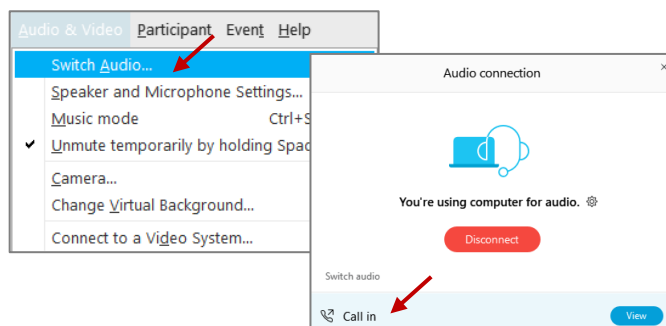
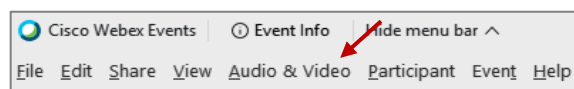
- 1 Locate the command row – click on the bottom facing arrow located on the Mute/Unmute button.
- 2 From the pop-up window:
 - Click on “Settings...”:
 - Drag the “Input Volume” located under microphone settings to adjust your volume.



Audio Connectivity Issues

If you are connected by computer or tablet and you have audio issues or no microphone/speakers, you can link your phone through webex. Your phone will then become your audio source during the meeting.

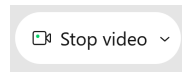
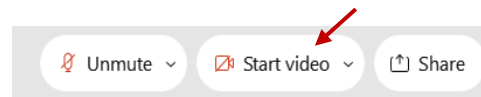
- 1 Click on “Audio & Video” from the menu bar.
- 2 Select “Switch Audio” from the drop-down menu.
- 3 Select the “Call In” option and following the directions.



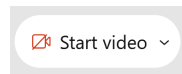
Web Camera

Only panelists (e.g. staff, board members, presenters) can access the web camera feature.

Camera control (Start Video/Stop Video button) is located on the command row.



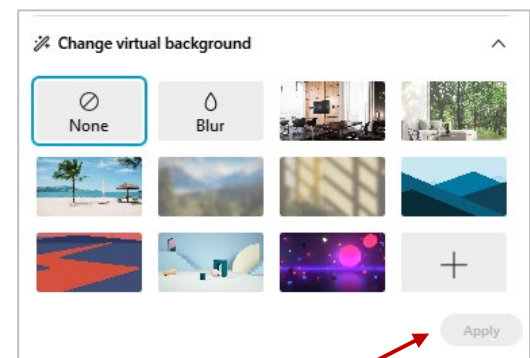
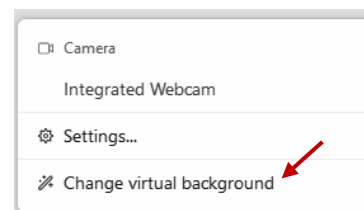
Green dot in camera = Camera is on: People in the meeting can see you.



Red dot in camera = Camera is off: No one in the meeting can see you.

Virtual Background

- 1 To access virtual backgrounds, click on the bottom facing arrow located on the video button.
- 2 Click on "Change Virtual Background".
- 3 From the pop-up window, click on any of the available images to display that image as your virtual background and click "Apply".



If you cannot be seen

- 1 Locate the command row – click on the bottom facing arrow located on the video button.
- 2 From the pop-up window, select a different camera from the list.

