



Board of Behavioral Sciences



1625 North Market Blvd., Suite S-200
Sacramento, CA 95834
(916) 574-7830
www.bbs.ca.gov

Gavin Newsom, Governor
State of California

Business, Consumer Services and Housing Agency
Department of Consumer Affairs

POLICY & ADVOCACY COMMITTEE Meeting Notice and Agenda

**October 14, 2022
9:00 a.m.**

While the Board intends to webcast this meeting, it may not be possible to webcast the entire meeting due to technical difficulties or limitations on resources. If you wish to have a guaranteed opportunity to observe and participate, please plan to participate by the options listed below.

IMPORTANT NOTICES TO THE PUBLIC

The Board of Behavioral Sciences will hold a public meeting via Webex platform. Pursuant to the statutory provisions of Government Code section 11133, public locations or teleconference locations are not provided.

Action may be taken on any item listed on the agenda. Times and order of items are approximate and subject to change.

Public comment on items of discussion will be taken during each item. Public comments will be limited to two minutes unless, in the discretion of the Board, circumstances require a shorter period. Members of the public will not be permitted to “yield” their allotted time to other members of the public to make comments.

INSTRUCTIONS FOR PARTICIPATION

Please see the instructions attached to observe and participate in the meeting using WebEx.

Members of the public may, but are not obligated, to provide their names or personal information as a condition of observing or participating in the meeting. When signing into the WebEx platform, participants may be asked for their name and email address. Participants who choose not to provide their names will be required to provide a unique identifier such as their initials or another alternative, so that the meeting moderator can identify individuals who wish to make public comment; participants who choose not to provide their email address may utilize a fictitious email address in the following sample format: XXXXX@mailinator.com.

For all those who wish to participate or observe the meeting, please click the following link: <https://dca-meetings.webex.com/dca-meetings/j.php?MTID=m3e46f0030be288a252cad8a2349618ef>

If joining using the link above

Webinar number: 2485 217 6563

Webinar password: BBS10142022

If joining by phone

+1-415-655-0001 US Toll

Access code: 248 521 76563

Passcode: 22710142

AGENDA

- I. Call to Order and Establishment of Quorum
- II. Introductions*
- III. Consent Calendar: Discussion and Possible Approval of April 20, 2022 and July 29, 2022 Committee Meeting Minutes
- IV. Discussion and Possible Recommendation Regarding Draft Statutory Language for a Temporary Practice Allowance: Add Business and Professions Code (BPC) §§4980.011, 4996.16.1, 4999.23
- V. Discussion and Possible Recommendations Regarding Advertising Laws and Regulations (Title 16 of the California Code of Regulations (CCR) §1811; and BPC §§651, 4980.03, 4980.44, 4980.48, 4989.49, 4992.2, 4999.12)
- VI. Discussion and Possible Recommendation Regarding Proposed Amendments to the Business and Professions Code: Add BPC §4990.11 Regarding Online License Verification; and Amend BPC §4989.14 Regarding Supervision of Trainees
- VII. Discussion and Possible Recommendation Regarding Changes to Enforcement Regulations: Unprofessional Conduct, Amount of Fines, Uniform Standards Related to Substance Abuse and Disciplinary Guidelines (Title 16, CCR §§1823, 1845, 1858, 1881, 1886.40 and 1888 and Uniform Standards Related to Substance Abuse and Disciplinary Guidelines (Rev. December 2020))
- VIII. Update on Board-Sponsored and Monitored Legislation
 - a. Assembly Bill 29 (Cooper) State Bodies: Meetings
 - b. Assembly Bill 646 (Low) Department of Consumer Affairs: Boards: Expunged Convictions
 - c. Assembly Bill 988 (Bauer-Kahan) Mental Health: 988 Crisis Hotline
 - d. Assembly Bill 1635 (Nguyen) Suicide Prevention: Mental Health Provider Educational Loan Repayment
 - e. Assembly Bill 1662 (Gipson) Licensing Boards: Disqualification from Licensure: Criminal Conviction

- f. Assembly Bill 1758 (Aguiar-Curry) Board of Behavioral Sciences: Marriage and Family Therapists: Clinical Social Workers: Professional Clinical Counselors: Supervision of Applicants for Licensure via Videoconferencing
 - g. Assembly Bill 1759 (Aguiar-Curry) Board of Behavioral Sciences: Licensees and Registrants: Marriage and Family Therapy, Educational Psychology, Clinical Social Work, and Professional Clinical Counseling
 - h. Assembly Bill 2222 (Reyes) Student Financial Aid: Golden State Social Opportunities Program
 - i. Assembly Bill 2666 (Salas) Behavioral Health Internship Grant Program
 - j. Senate Bill 923 (Wiener) Gender-Affirming Care
 - k. Senate Bill 964 (Wiener) Behavioral Health
 - l. Senate Bill 966 (Limon) Federally Qualified Health Centers and Rural Health Clinics: Visits
 - m. Senate Bill 1002 (Portantino) Workers' Compensation: Licensed Clinical Social Workers
 - n. Senate Bill 1229 (McGuire) Mental Health Workforce Grant Program
 - o. Senate Bill 1237 (Newman) Licenses: Military Service
 - p. Senate Bill 1238 (Eggman) Behavioral Health Services: Existing and Projected Needs
 - q. Senate Bill 1365 (Jones) Licensing Boards: Procedures
 - r. Senate Bill 1495 (Senate Committee on Business, Professions and Economic Development) Professions and Vocations
- IX. Update on Board Rulemaking Proposals
- X. Suggestions for Future Agenda Items
- XI. Public Comment for Items not on the Agenda
- Note: The Board may not discuss or take action on any matter raised during this public comment section, except to decide whether to place the matter on the agenda of a future meeting. [Gov. Code §§11125, 1125.7(a)]*
- XII. Adjournment

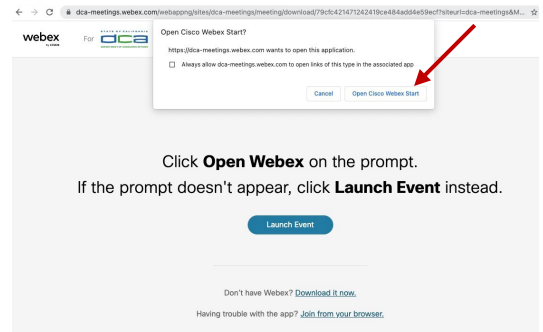
**Introductions are voluntary for members of the public.*

This agenda as well as Board meeting minutes can be found on the Board of Behavioral Sciences website at www.bbs.ca.gov.

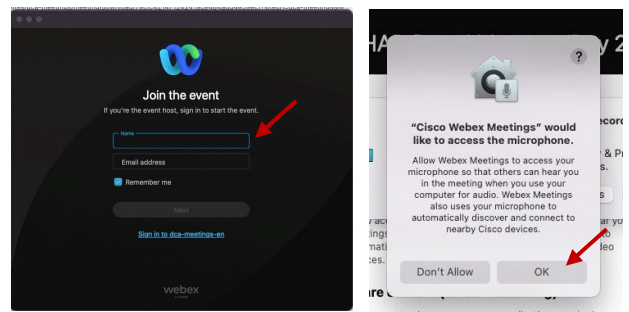
NOTICE: The meeting is accessible to persons with disabilities. A person who needs a disability-related accommodation or modification in order to participate in the meeting may make a request by contacting Christina Kitamura at christina.kitamura@dca.ca.gov. Providing your request at least five (5) business days before the meeting will help ensure availability of the requested accommodation.

If joining using the meeting link

- 1 Click on the meeting link. This can be found in the meeting notice you received.
- 2 If you have not previously used Webex on your device, your web browser may ask if you want to open Webex. Click "Open Cisco Webex Start" or "Open Webex", whichever option is presented. DO NOT click "Join from your browser", as you will not be able to participate during the meeting.



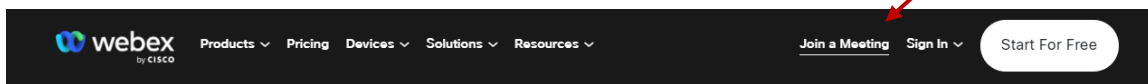
- 3 Enter your name and email address. Click "Join as a guest". Accept any request for permission to use your microphone and/or camera.



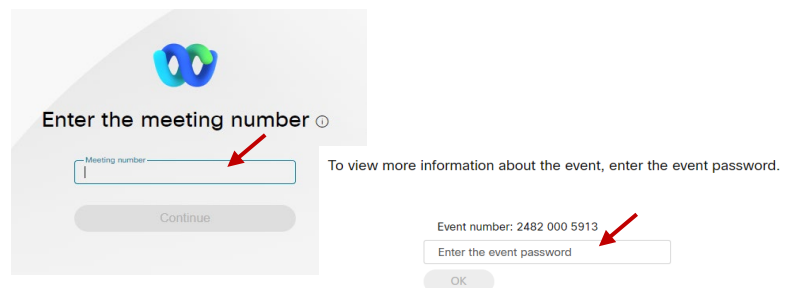
OR

If joining from Webex.com

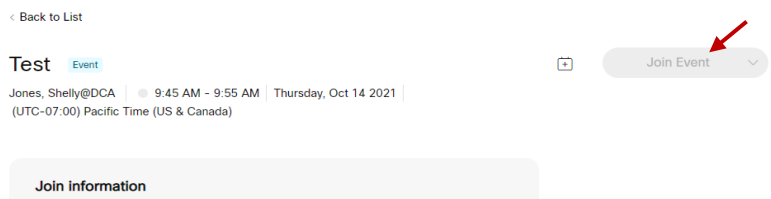
- 1 Click on "Join a Meeting" at the top of the Webex window.



- 2 Enter the meeting/event number and click "Continue". Enter the event password and click "OK". This can be found in the meeting notice you received.



- 3 The meeting information will be displayed. Click "Join Event".



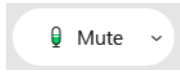
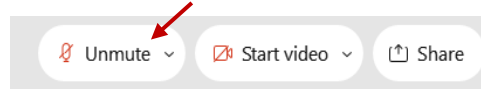
OR

Connect via telephone*:

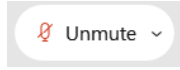
You may also join the meeting by calling in using the phone number, access code, and passcode provided in the meeting notice.

Microphone

Microphone control (mute/unmute button) is located on the command row.

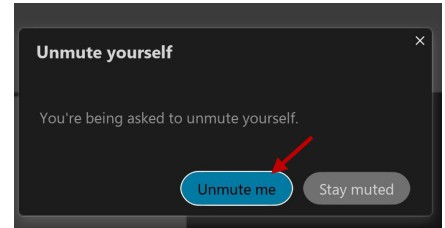


Green microphone = Unmuted: People in the meeting can hear you.



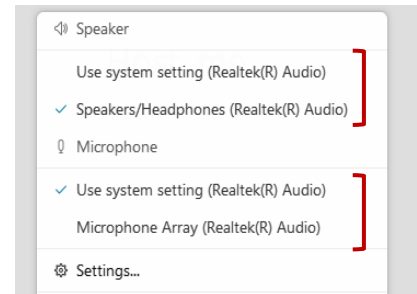
Red microphone = Muted: No one in the meeting can hear you.

Note: Only panelists can mute/unmute their own microphones. Attendees will remain muted unless the moderator enables their microphone at which time the attendee will be provided the ability to unmute their microphone by clicking on "Unmute Me".



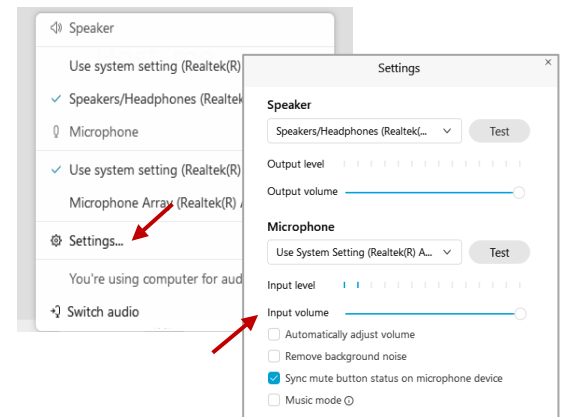
If you cannot hear or be heard

- 1 Click on the bottom facing arrow located on the Mute/Unmute button.
- 2 From the pop-up window, select a different:
 - Microphone option if participants can't hear you.
 - Speaker option if you can't hear participants.



If your microphone volume is too low or too high

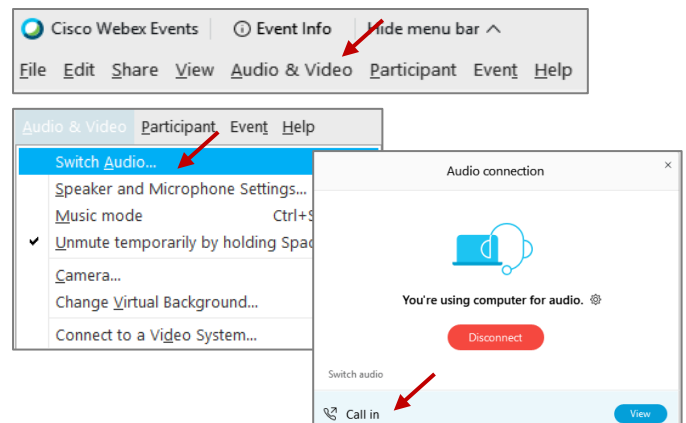
- 1 Locate the command row – click on the bottom facing arrow located on the Mute/Unmute button.
- 2 From the pop-up window:
 - Click on "Settings...":
 - Drag the "Input Volume" located under microphone settings to adjust your volume.



Audio Connectivity Issues

If you are connected by computer or tablet and you have audio issues or no microphone/speakers, you can link your phone through Webex. Your phone will then become your audio source during the meeting.

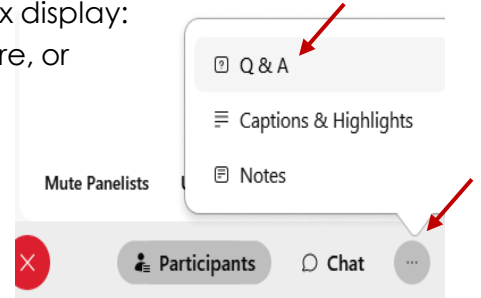
- 1 Click on "Audio & Video" from the menu bar.
- 2 Select "Switch Audio" from the drop-down menu.
- 3 Select the "Call In" option and following the directions.



The question-and-answer feature (Q&A) is utilized for questions or comments. Upon direction of the meeting facilitator, the moderator will open the Q&A panel for meeting participants to submit questions or comments. *NOTE: This feature is not accessible to those joining the meeting via telephone.*

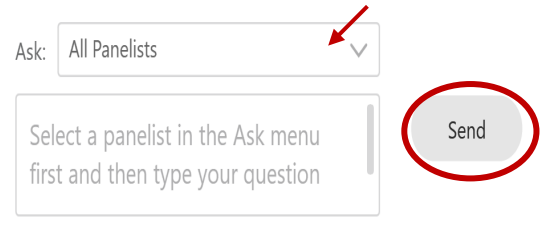
1 Access the Q&A panel at the bottom right of the Webex display:

- Click on the icon that looks like a “?” inside of a square, or
- Click on the 3 dots and select “Q&A”.



2 In the text box:

- Select “All Panelists” in the dropdown menu,
- Type your question/comment into the text box, and
- Click “Send”.



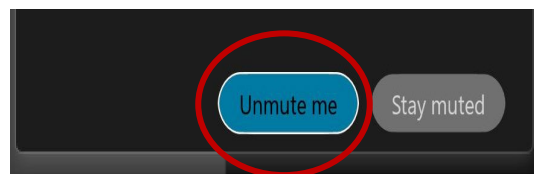
OR

If connected via telephone:

- Utilize the raise hand feature by pressing *6 to raise your hand.
- Repeat this process to lower your hand.

3 The moderator will call you by name and indicate a request has been sent to unmute your microphone. Upon hearing this prompt:

- Click the **Unmute me** button on the pop-up box that appears.

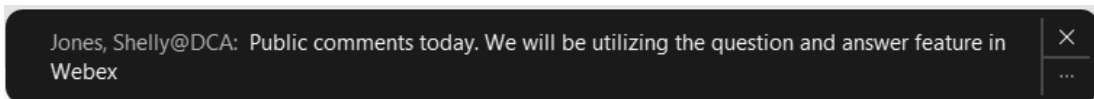


OR

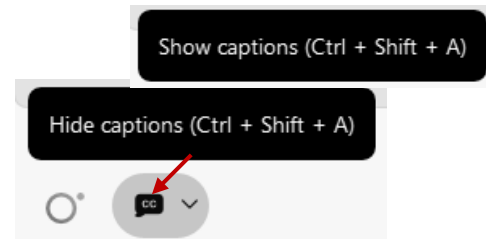
If connected via telephone:

- Press *3 to unmute your microphone.

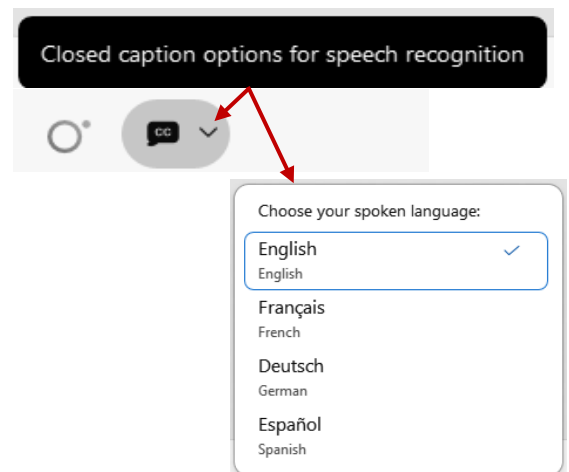
Webex provides real-time closed captioning displayed in a dialog box on your screen. The captioning box can be moved by clicking on the box and dragging it to another location on your screen.



The closed captioning can be hidden from view by clicking on the closed captioning icon. You can repeat this action to unhide the dialog box.



You can select the language to be displayed by clicking the drop-down arrow next to the closed captioning icon.



You can view the closed captioning dialog box with a light or dark background or change the font size by clicking the 3 dots on the right side of the dialog box.

